





Test Score	98.4 °F	98.9 °F	99.5 °F	99.9 °F
$z = \frac{X - \mu}{\sigma} =$				
Shade the graph				
Probability of obtaining a z score equal to or lower than the z you computed				